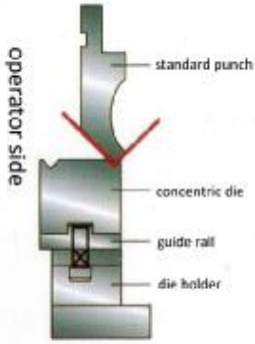
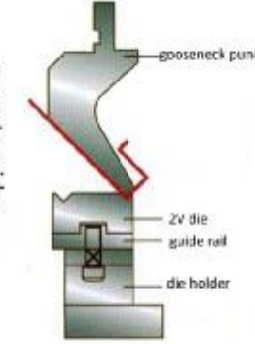
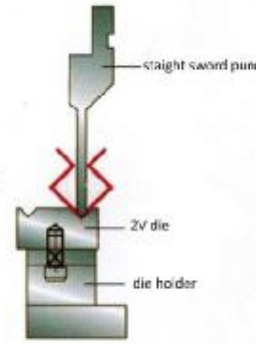
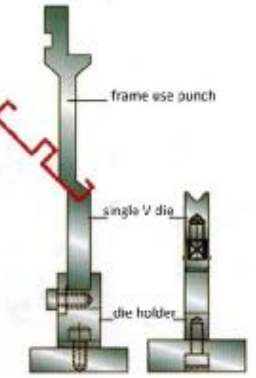
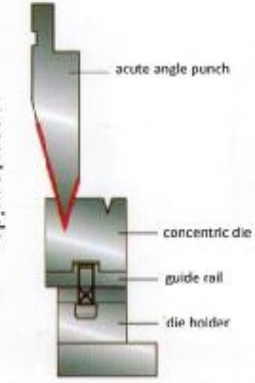

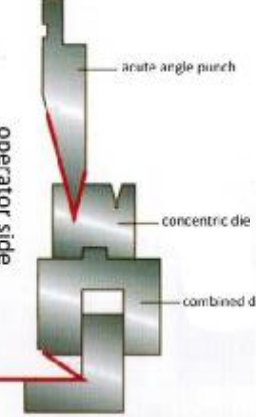
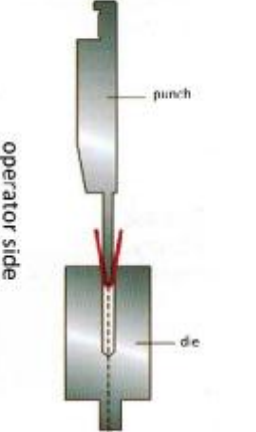
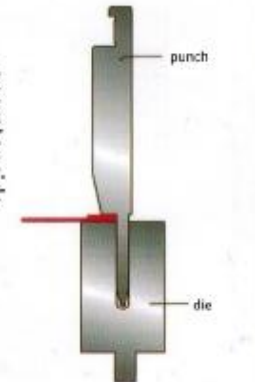
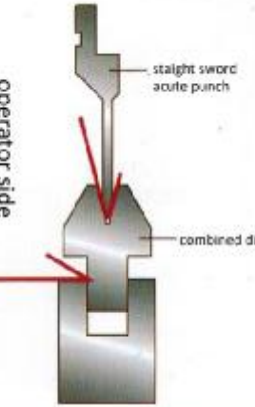
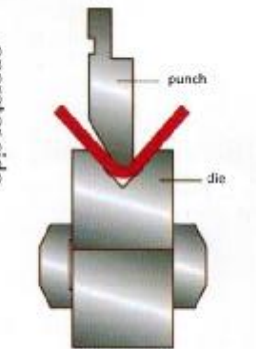
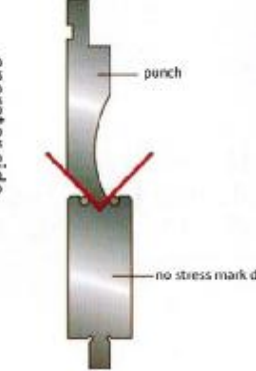


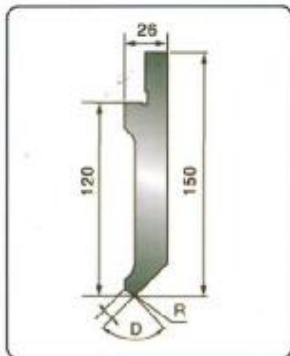
Bending workpiece Reference

90° Bending T=0.4-3.2mm	90° Bending T=0.4-5.0mm	90° Bending T=0.4-2.0mm	90° Bending T=0.4-2.5mm
 <p>operator side</p> <p>standard punch</p> <p>concentric die</p> <p>guide rail</p> <p>die holder</p>	 <p>operator side</p> <p>gooseneck punch</p> <p>ZV die</p> <p>guide rail</p> <p>die holder</p>	 <p>operator side</p> <p>straight sword punch</p> <p>ZV die</p> <p>die holder</p>	 <p>operator side</p> <p>frame use punch</p> <p>single V die</p> <p>die holder</p>
Hemming (pre-process) T=0.4-2.0mm	Hemming (post process) T=0.4-2.0mm	Bend & Compound Hemming T=0.4-1.6mm	Hemming (pre-process) T=0.4-2.0mm
 <p>operator side</p> <p>acute angle punch</p> <p>concentric die</p> <p>guide rail</p> <p>die holder</p>	 <p>operator side</p>	 <p>operator side</p> <p>acute angle punch</p> <p>concentric die</p> <p>combined die</p>	 <p>operator side</p> <p>punch</p> <p>die</p>
Hemming (post process) T=0.4-2.0mm	Bend & Compound Hemming T=0.4-1.6mm	90° Bending (thick plate) T=4-10mm	No stress mark tool (roller die) T=0.4-3.2mm
 <p>operator side</p> <p>punch</p> <p>die</p>	 <p>operator side</p> <p>straight sword acute punch</p> <p>combined die</p>	 <p>operator side</p> <p>punch</p> <p>die</p>	 <p>operator side</p> <p>punch</p> <p>no stress mark die</p>

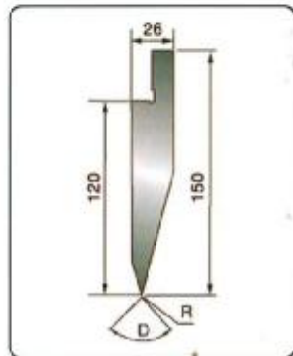
Bending workpiece Reference

Off-set Forming Tool	Arc Roller Forming Tool	Semicircle Forming Tool	Special Forming Tool
Z Shape Bending Tool	W Shape Bending Tool	Special Bending Tool	Special Bending Tool
Special Bending Tool	Special Bending Tool	Door Frame Forming Tool	Large Ton Forming Tool

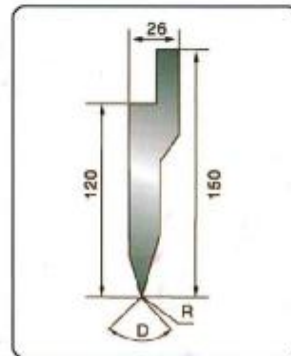
Upper Punch (standard, no-standard type)



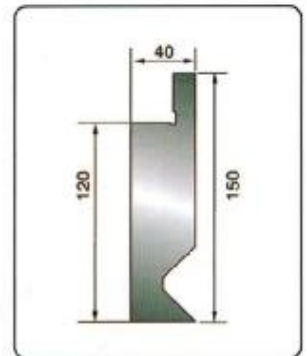
TR101




TR102



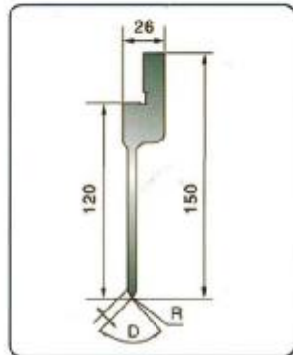
TR103



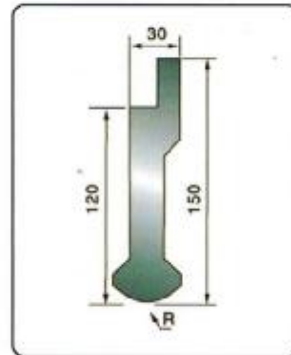
TR104



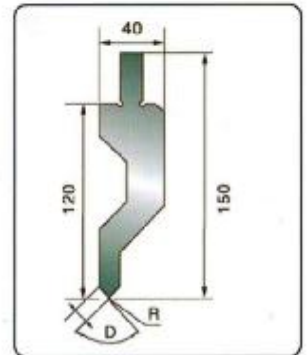
TR105



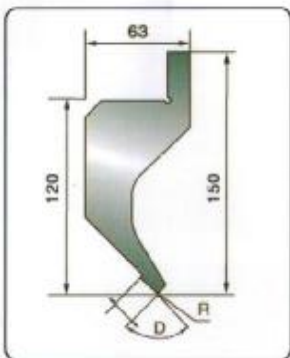
TR106



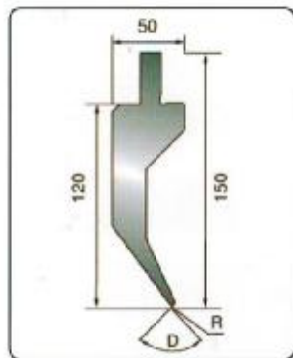
TR107



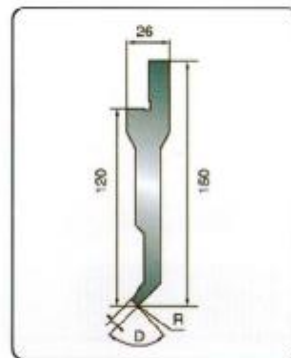
TR108



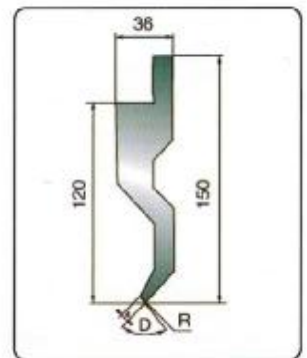
TR109



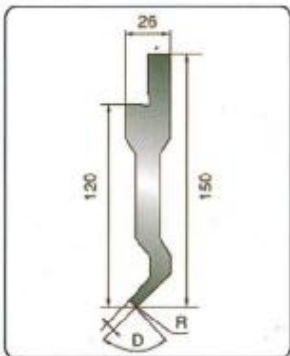
TR110



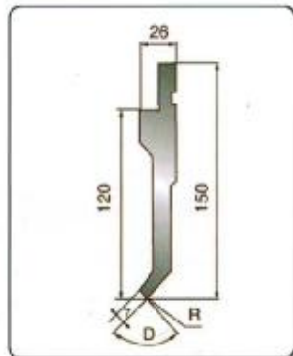
TR111



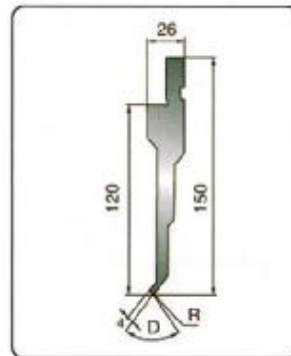
TR112



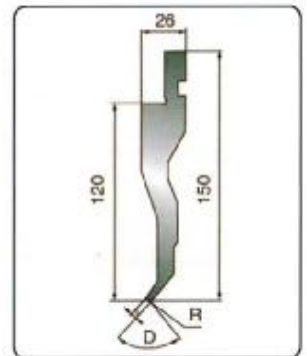
TR113



TR201

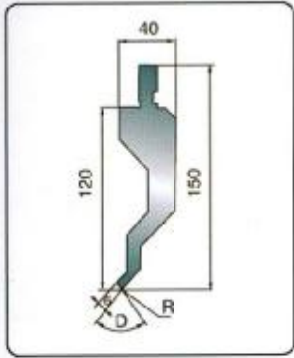


TR202

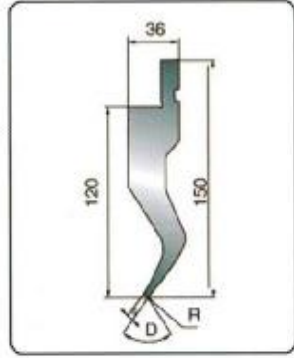


TR203

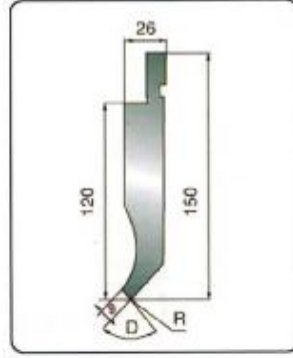
Upper Punch (standard, no-standard type) & Sectionalized



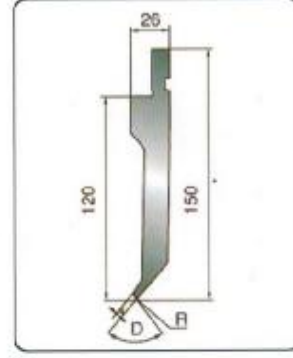
TR204



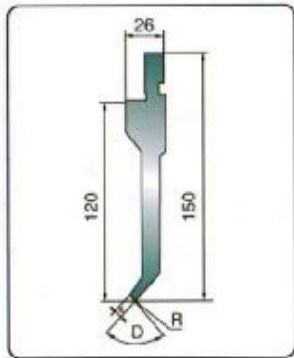
TR205



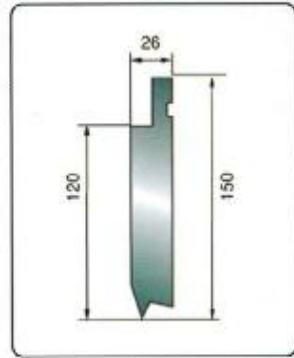
TR206



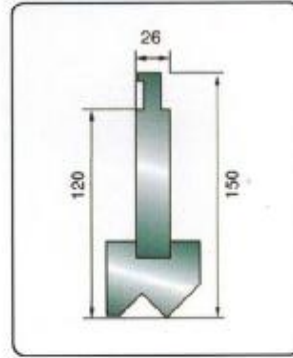
TR207



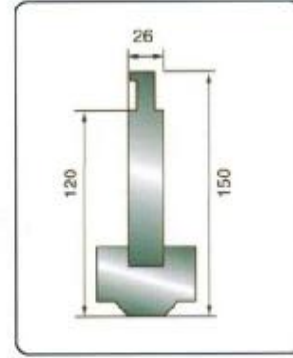
TR208



TR209




TR301



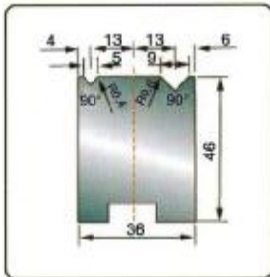
TR302

Standard Sectionalized For Upper Punch:

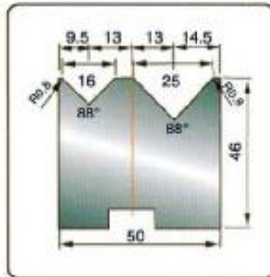
100 (left ear), 10, 15, 20, 40, 50, 200, 300, 100 (right ear)=835mm



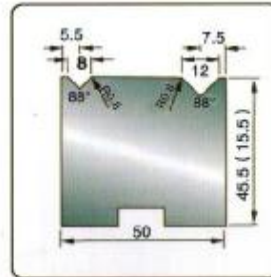
CNC Lower Die And Sectionalized




Concentric 2V Die



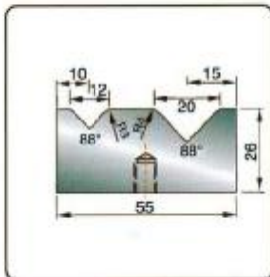
Concentric 2V Die



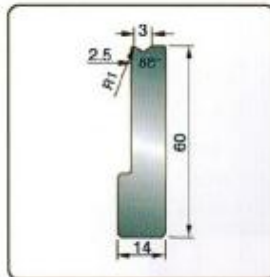
2V Fix Rail Die




2V Bolt Type Die




2V Bolt Type Die



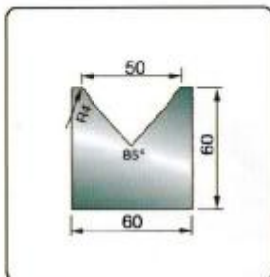
Single V Slotted Die



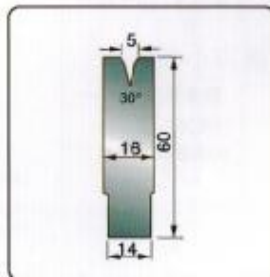
Single V Slotted Die



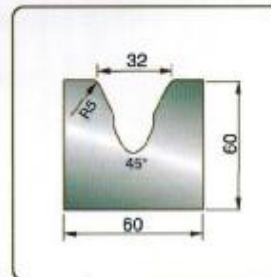
Single V Bolt Fix Die



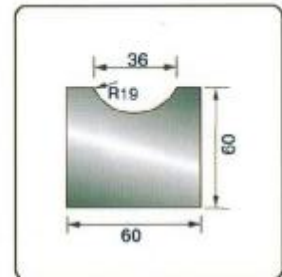
Single V Die for Thick Plate



Single V Acute Die




Thick Plate Acute Die



Large R Bending Die

Standard Sectionalized For Lower Die:

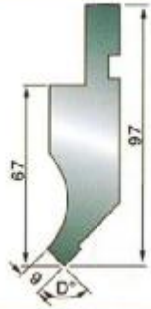
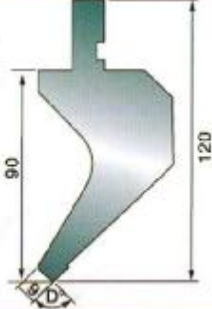
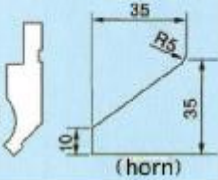
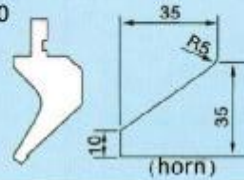
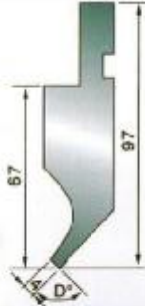
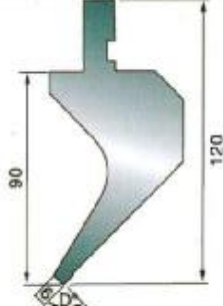
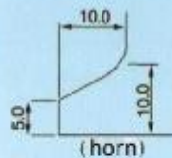

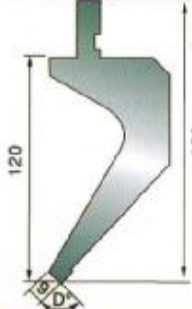
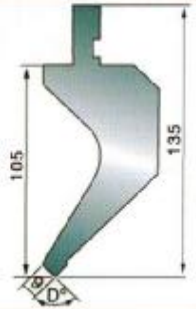
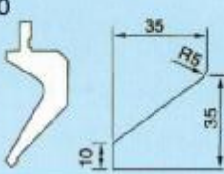
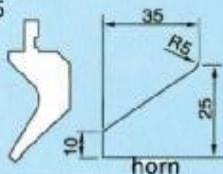
10, 15, 20, 40, 50, 100, 200, 400=835mm



Standard Right Angle Punch (88° 90°)

L=835mm S=415mm

Material: 42CrMo

Description	Section Drawing	R	Description	Section Drawing	R
TR004 D=88° TR016 D=90° Integral Quenching HRC47±2 100/METER	H=67 Optional H=85 	0.2R 0.6R 0.8R 1.5R 3.0R	TR452 D=88° TR462 D=90° wide edge small gooseneck punch Integral Quenching HRC47±2 70/METER	H=90 	0.2R 0.6R 0.8R 1.5R 3.0R
TR004 Section TR016 Section Integral Quenching HRC47±2 45/METER	H=67 Optional H=85 	0.2R 0.6R 0.8R 1.5R 3.0R	TR452 Section TR462 Section Integral Quenching HRC47±2 45/METER	H=90 	0.2R 0.6R 0.8R 1.5R 3.0R
TR117 D=88° TR116 D=90° Integral Quenching HRC47±2 20/METER	H=67 	0.2R 0.6R	TR453 D=88° TR463 D=90° thin edge small gooseneck punch Integral Quenching HRC47±2 50/METER	H=90 	0.2R 0.6R 0.8R 1.5R 3.0R
TR117 Section TR116 Section Integral Quenching HRC47±2 20/METER		0.2R 0.6R	TR453 Section TR463 Section Integral Quenching HRC47±2 30/METER		0.2R 0.6R 0.8R 1.5R 3.0R
TR047 D=88° TR048 D=90° big gooseneck punch Integral Quenching HRC47±2 50/METER	H=120 	0.2R 0.6R 0.8R 1.5R 3.0R	TR045 TR046 Section medium gooseneck upper punch Integral Quenching HRC47±2 50/METER	H=105 	0.2R 0.6R 0.8R 1.5R 3.0R
TR047 Section TR048 Section Integral Quenching HRC47±2 45/METER	H=120 	0.2R 0.6R 0.8R 1.5R 3.0R	TR045 Section TR046 Section Integral Quenching HRC47±2 45/METER	H=105 	0.2R 0.6R 0.8R 1.5R 3.0R

Standard Right Angle Punch (88° 99°)

Acute Angle Punch (30° 60° 45°)

Material: 42CrMo L=835mm S=415mm

Material: 42CrMo L=835mm S=415mm

Description	Section Drawing	R	Description	Section Drawing	R
<p>TR200 D=88°</p> <p>TR201 D=90°</p> <p>frame bending punch</p> <p>Integral Quenching</p> <p>HRC47±2</p> <p>30/METER</p>	<p>H=70</p>	<p>0.2R</p> <p>0.6R</p>	<p>TR108700</p> <p>30° sword punch</p> <p>Integral Quenching</p> <p>HRC47±2</p> <p>40/METER</p>	<p>H=90</p>	<p>0.2R</p>
<p>TR200</p> <p>TR201 Section</p> <p>Integral Quenching</p> <p>HRC47±2</p> <p>15/METER</p>	<p>H=70</p>	<p>0.2R</p> <p>0.6R</p>	<p>TR108700</p> <p>Section</p> <p>Integral Quenching</p> <p>HRC47±2</p> <p>40/METER</p>	<p>H=90</p>	<p>0.2R</p>
<p>TR202 D=88°</p> <p>TR203 D=90°</p> <p>Integral Quenching</p> <p>HRC47±2</p> <p>30/METER</p>	<p>H=100</p> <p>Optional</p> <p>H=120</p>	<p>0.2R</p> <p>0.6R</p>	<p>TR003</p> <p>thick plate punch</p> <p>Integral Quenching</p> <p>HRC47±2</p> <p>100/METER</p>	<p>H=65</p>	<p>6.0R</p>
<p>TR202</p> <p>TR203 Section</p> <p>Integral Quenching</p> <p>HRC47±2</p> <p>15/METER</p>	<p>H=100</p> <p>Optional</p> <p>H=120</p>	<p>0.2R</p> <p>0.6R</p>	<p>TR003</p> <p>Section</p> <p>Integral Quenching</p> <p>HRC47±2</p> <p>100/METER</p>	<p>H=65</p>	<p>6.0R</p>
<p>TR109 D=88°</p> <p>TR108 D=90°</p> <p>sword punch</p> <p>Integral Quenching</p> <p>HRC47±2</p> <p>50/METER</p>	<p>H=95</p> <p>Optional</p> <p>H=120</p>	<p>0.2R</p> <p>0.6R</p>	<p>TR008</p> <p>45° upper punch</p> <p>Integral Quenching</p> <p>HRC47±2</p> <p>60/METER</p>	<p>H=67</p>	<p>0.37R</p>
<p>TR109</p> <p>TR108 Section</p> <p>Integral Quenching</p> <p>HRC47±2</p> <p>12/METER</p>	<p>H=95</p> <p>Optional</p> <p>H=120</p>	<p>0.2R</p> <p>0.6R</p>	<p>TR008</p> <p>Section</p> <p>Integral Quenching</p> <p>HRC47±2</p> <p>30/METER</p>	<p>H=67</p>	<p>0.37R</p>

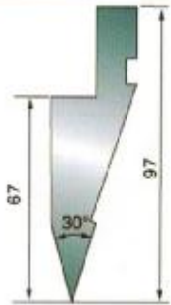
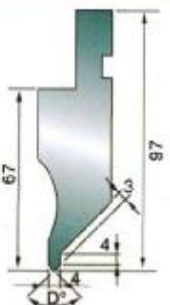
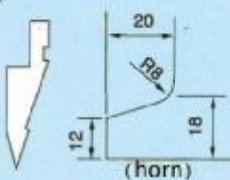
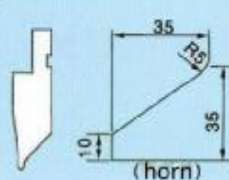
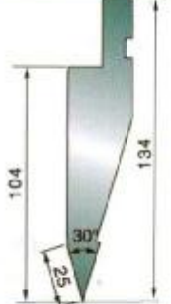
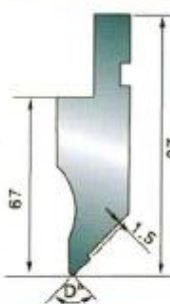
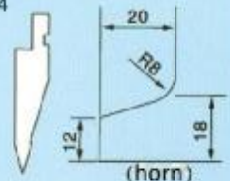
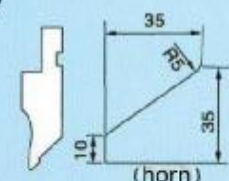


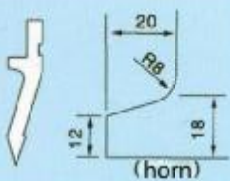
Acute Angle Standard Punch (30°)
Extrusion Avoid Punch (88° 90°)

Material: 42CrMo

L=835mm S=415mm

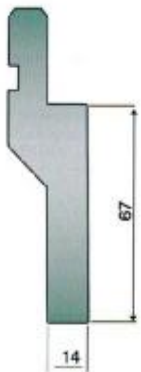
Material: 42CrMo

L=835mm S=415mm


Description	Section Drawing	R	Description	Section Drawing	R
TR103 30° upper punch Integral Quenching HRC47±2 100/METER	H=67 	0.52R	TR004 D=88° TR016 D=90° No. 1 extrusion avoid upper punch Integral Quenching HRC47±2 40/METER	H=67 	0.2R 0.6R
TR103 Section Integral Quenching HRC47±2 100/METER	H=67 	0.52R	TR004 Section TR016 Section Integral Quenching HRC47±2 20/METER	H=67 	0.2R 0.6R
TR210 30° upper punch Integral Quenching HRC47±2 100/METER	H=104 	0.65R	TR004 D=88° TR016 D=90° No. 2 extrusion avoid upper punch Integral Quenching HRC47±2 80/METER	H=67 	0.2R 0.6R
TR210 Section Integral Quenching HRC47±2 20/METER	H=104 	0.65R	TR004 Section TR016 Section Integral Quenching HRC47±2 40/METER	H=67 	0.2R 0.6R
TR211 30° upper punch Integral Quenching HRC47±2 50/METER	H=90 	0.65R	Extrusion Avoid Upper Punch To use this type of tool, you can bend some shape or parts that is close to the bending line easily. 		
TR211 Section Integral Quenching HRC47±2 30/METER	H=90 	0.65R			

Arc Roller Press Brake Tools


TR01



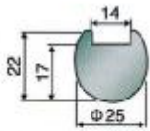
TR02



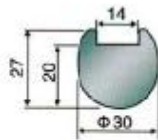
TR03



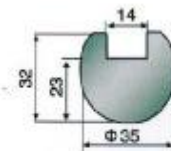
R 12.5



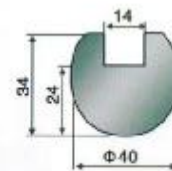
R 15



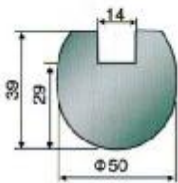
R 17.5



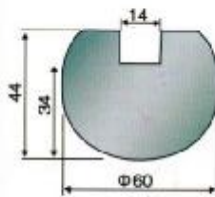
R 20



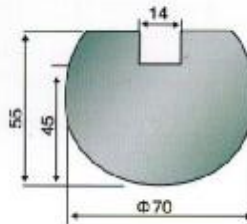
R 25



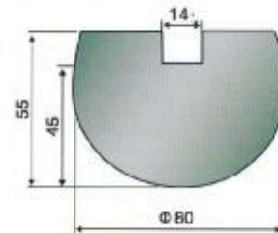
R 30



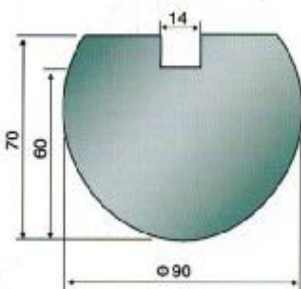
R 35




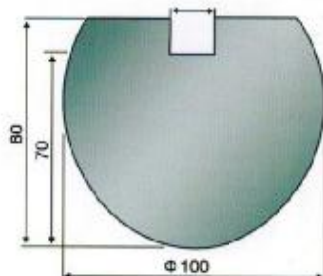
R 40



R 45

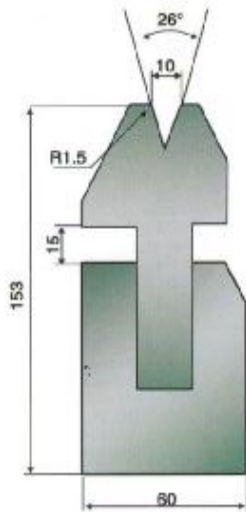


R 50

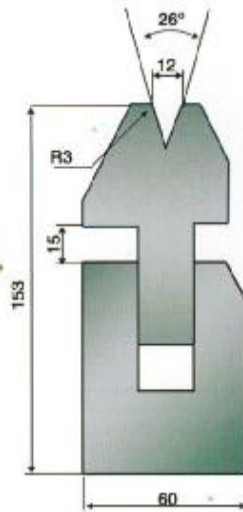


Hemming Forming Compound Die

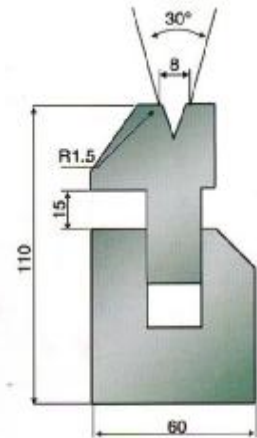
TR 01 26° 100T/M



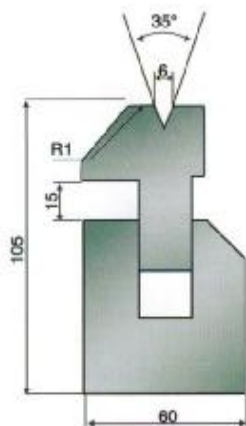
TR 02 26° 100T/M



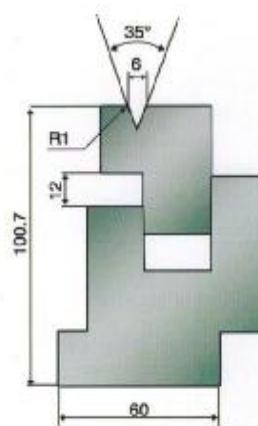
TR 03 30° 80T/M




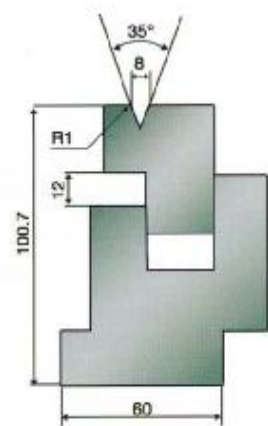
TR 04 36° 80T/M



TR 05 35° 60T/M

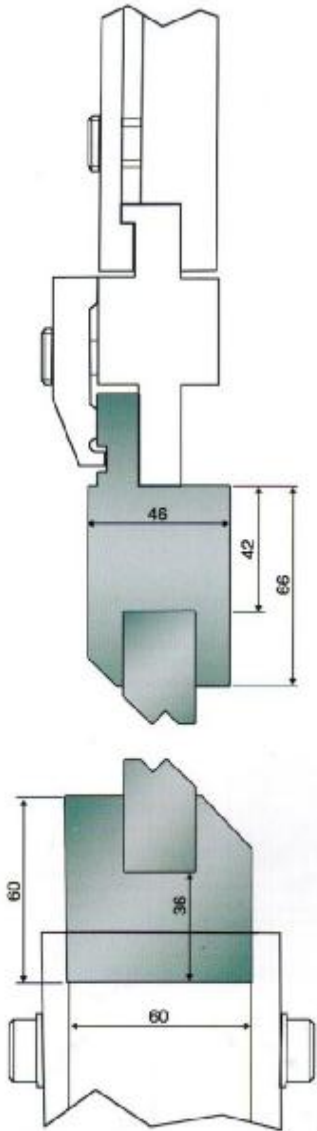


TR 06 35° 60T/M


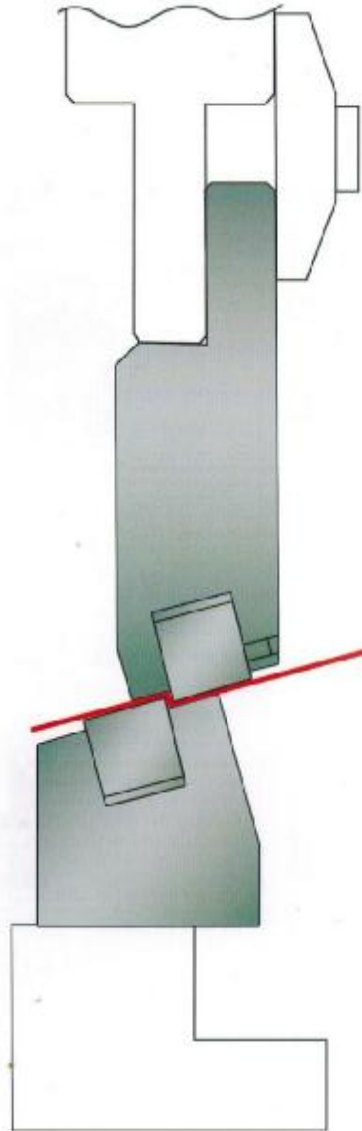


Off Set Press Brake Toolings

TR 01



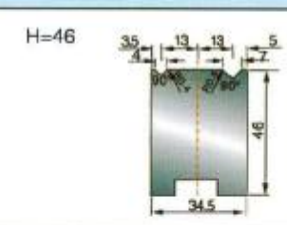
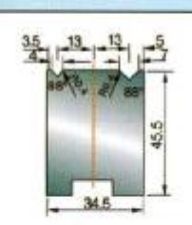
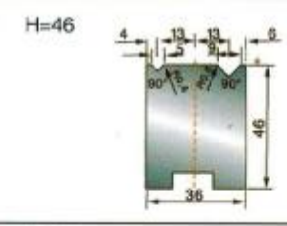

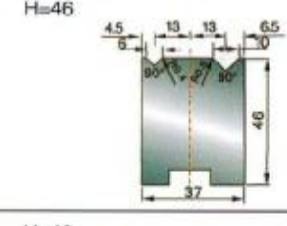

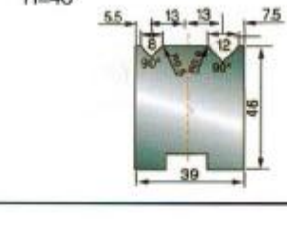

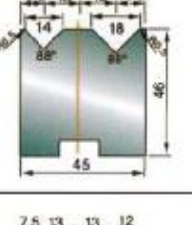
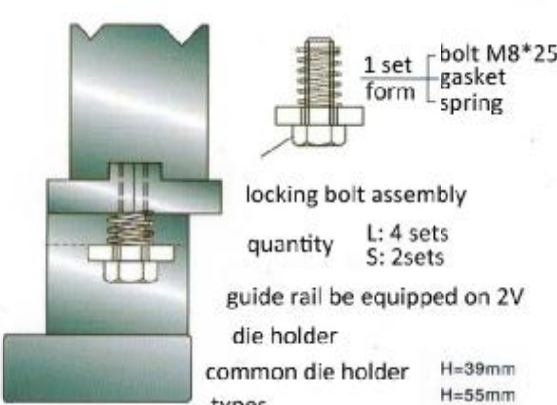
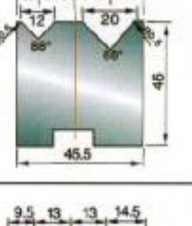
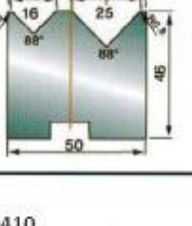
TR 02



Concentric Guide Fixed 2V Die (88° 90°)

L=835mm S=415mm

Material: 42CrMo

Description	Section Drawing	Description	Section Drawing
TR5019 (90° V4-V7) Integral Quenching HRC47±2 60/METER	H=46 	TR50196 (88° V4-V7) Integral Quenching HRC47±2 60/METER	H=45.5 
TR5079 (90° V5-V9) Integral Quenching HRC47±2 70/METER	H=46 	TR50796 (88° V5-V9) Integral Quenching HRC47±2 70/METER	H=45.5 
TR5029 (90° V6-V10) Integral Quenching HRC47±2 70/METER	H=46 	TR50296 (88° V6-V10) Integral Quenching HRC47±2 70/METER	H=45.5 
TR5039 (90° V8-V12) Integral Quenching HRC47±2 70/METER	H=46 	TR50396 (88° V8-V12) Integral Quenching HRC47±2 70/METER	H=45.5 
Concentric Guide Fixed Die Assembly		TR50490 (88° V14-V18) Integral Quenching HRC47±2 100/METER	H=46 
 <p>locking bolt assembly quantity L: 4 sets S: 2sets guide rail be equipped on 2V die holder common die holder H=39mm H=55mm H=75mm</p>		TR50590 (88° V12-V20) Integral Quenching HRC47±2 100/METER	H=46 
		TR50690 (88° V16-V25) Integral Quenching HRC47±2 100/METER	H=46 

Guide Fixed 2V Die (88° 90°)

L=835mm S=415mm

Material: 42CrMo

Description	Section Drawing
<p>TR30148 (90° V4-V7) Integral Quenching HRC47±2 60/METER</p>	<p>H=46 optional H=16</p>
<p>TR30748 (90° V5-V9) Integral Quenching HRC47±2 65/METER</p>	<p>H=46 optional H=16</p>
<p>TR30248 (90° V6-V10) Integral Quenching HRC47±2 70/METER</p>	<p>H=46 optional H=16</p>
<p>TR30348 (90° V8-V12) Integral Quenching HRC47±2 70/METER</p>	<p>H=46 optional H=16</p>

Description	Section Drawing
<p>TR30147 (88° V4-V7) Integral Quenching HRC47±2 60/METER</p>	<p>H=45.5 optional H=15.5</p>
<p>TR30747 (88° V5-V9) Integral Quenching HRC47±2 65/METER</p>	<p>H=45.5 optional H=15.5</p>
<p>TR30247 (88° V6-V10) Integral Quenching HRC47±2 70/METER</p>	<p>H=45.5 optional H=15.5</p>
<p>TR30347 (88° V8-V12) Integral Quenching HRC47±2 70/METER</p>	<p>H=45.5 optional H=15.5</p>
<p>TR30448 (88° V14-V18) Integral Quenching HRC47±2 100/METER</p>	<p>H=46</p>
<p>TR30548 (88° V12-V20) Integral Quenching HRC47±2 100/METER</p>	<p>H=46</p>
<p>TR30648 (88° V16-V25) Integral Quenching HRC47±2 100/METER</p>	<p>H=46</p>

Guide Rail Fixed 2V Die Assembly

1 set bolt M8*25
1 set gasket
1 set spring

locking bolt assembly
quantity L: 4 sets
S: 2 sets

guide rail be equipped on 2V die holder
common die holder types
H=39mm
H=55mm
H=75mm

Guide Fixed 2V Die (88° 90°)

L=835mm S=415mm

Material: 42CrMo

Description	Section Drawing
TR121 (90° V4-V7) Integral Quenching HRC47±2 60/METER	H=26
TR122 (90° V5-V9) Integral Quenching HRC47±2 65/METER	H=26
TR123 (90° V6-V10) Integral Quenching HRC47±2 70/METER	H=26
TR124 (90° V8-V12) Integral Quenching HRC47±2 80/METER	H=26

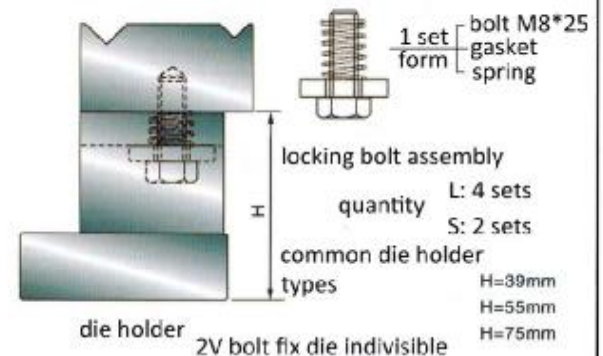
Description	Section Drawing
TR12106 (88° V4-V7) Integral Quenching HRC47±2 60/METER	H=25.5
TR12206 (88° V5-V9) Integral Quenching HRC47±2 65/METER	H=25.5
TR12306 (88° V6-V10) Integral Quenching HRC47±2 70/METER	H=25.5
TR12406 (88° V8-V12) Integral Quenching HRC47±2 80/METER	H=25.5
TR125 (88° V14-V18) Integral Quenching HRC47±2 100/METER	H=26
TR126 (88° V12-V20) Integral Quenching HRC47±2 100/METER	H=26
TR127 (88° V16-V25) Integral Quenching HRC47±2 100/METER	H=26

Guide Fixed 2V Die (90°88° 86° 84°)

for stainless steel and aluminum plate

Description	Section Drawing
TR311 (90° V6-V10) Integral Quenching HRC47±2 60/METER	H=26
TR31106 (88° V6-V10) Integral Quenching HRC47±2 60/METER	H=25.5
TR31400 (88° V12-V20) Integral Quenching HRC47±2 60/METER	H=26
TR128 (88° V16-V25) Integral Quenching HRC47±2 60/METER	H=35

Guide Rail Fixed 2V Die Assembly



Single V Slot Type Die (88°)

L=835mm S=415mm

Material: 42CrMo

<p>TR08306 (88° V3)</p> <p>Integral Quenching HRC47±2 40/METER</p>	<p>H=60</p>	<p>TR07600 (88° V14)</p> <p>Integral Quenching HRC47±2 95/METER</p>	<p>H=60</p>
<p>TR08406 (88° V4)</p> <p>Integral Quenching HRC47±2 40/METER</p>	<p>H=60</p>	<p>TR07700 (88° V16)</p> <p>Integral Quenching HRC47±2 100/METER</p>	<p>H=60</p>
<p>TR08506 (88° V5)</p> <p>Integral Quenching HRC47±2 50/METER</p>	<p>H=60</p>	<p>TR07800 (88° V18)</p> <p>Integral Quenching HRC47±2 100/METER</p>	<p>H=60</p>
<p>TR070008 (88° V6)</p> <p>Integral Quenching HRC47±2 95/METER</p>	<p>H=60</p>	<p>TR07900 (88° V20)</p> <p>Integral Quenching HRC47±2 100/METER</p>	<p>H=60</p>
<p>TR07108 (88° V8)</p> <p>Integral Quenching HRC47±2 95/METER</p>	<p>H=60</p>	<p>TR08200 (88° V25)</p> <p>Integral Quenching HRC47±2 100/METER</p>	<p>H=60</p>
<p>TR07200 (88° V10)</p> <p>Integral Quenching HRC47±2 95/METER</p>	<p>H=60</p>	<p>1V Slot Type Die Assembly</p> <p>Advantages of 1V die:</p> <ol style="list-style-type: none"> 1. Small bend track due to large R. 2. Easy to avoid vacancy, that is suitable for bending complex parts. 3. Easy to equip, and convenient to be used on high precision press brake. <p>1V slot type die holder</p>	
<p>TR07400 (88° V12)</p> <p>Integral Quenching HRC47±2 95/METER</p>	<p>H=60</p>		

Single V Slot Type Die (90°)

Material: 42CrMo L=835mm S=415mm

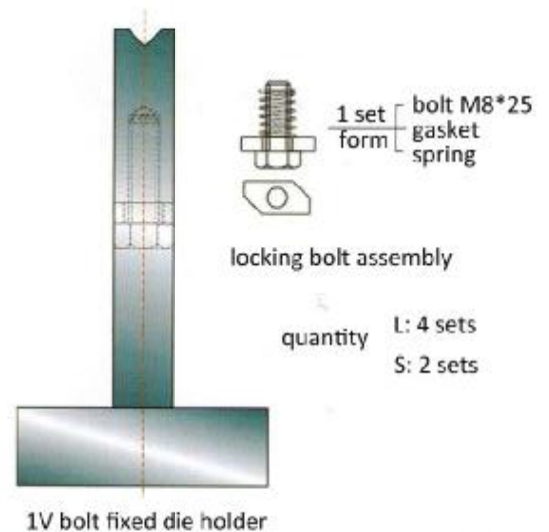
Description	Section Drawing
TR08300 (90° V3) Integral Quenching HRC47±2 40/METER	H=60
TR08400 (90° V4) Integral Quenching HRC47±2 40/METER	H=60
TR08500 (90° V5) Integral Quenching HRC47±2 50/METER	H=60
TR070 (90° V6) Integral Quenching HRC47±2 95/METER	H=60
TR071 (90° V8) Integral Quenching HRC47±2 95/METER	H=60
TR073 (90° V10) Integral Quenching HRC47±2 95/METER	H=60
TR075 (90° V12) Integral Quenching HRC47±2 95/METER	H=60

1V Bolt Fixed Die (90°)

Material: 42CrMo L=835mm S=415mm

Description	Section Drawing
TR320 (90° V6) Integral Quenching HRC47±2 95/METER	H=30
TR321 (90° V8) Integral Quenching HRC47±2 95/METER	H=30
TR323 (90° V10) Integral Quenching HRC47±2 95/METER	H=30
TR326 (90° V12) Integral Quenching HRC47±2 100/METER	H=30

1V Bolt Fixed Die Assembly



Single V Bolt Fixed Die (88°)

Material: 42CrMo L=835mm S=415mm

Description	Section Drawing
TR32006 (88° V6) Integral Quenching HRC47±2 95/METER	H=29.5 V=84° is optional
TR32106 (88° V8) Integral Quenching HRC47±2 95/METER	H=29.5 V=84° is optional
TR32200 (88° V10) Integral Quenching HRC47±2 95/METER	H=30 V=84° is optional
TR324 (88° V12) Integral Quenching HRC47±2 100/METER	H=30 V=84° is optional
TR325 (88° V14) Integral Quenching HRC47±2 100/METER	H=30 V=84° is optional

Standard Segmented Specifications of A & B

Section A

Punch-100 (left ear)+10+15+20+40+50+200+300+100
(right ear)=835mm

Die-10+15+20+40+50+100+200+400=835m

Section B

Punch-100 (left ear)+10+15+20+40+50+165+300+100
(right ear)=800mm

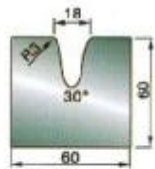
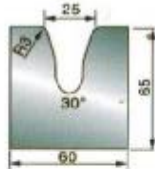
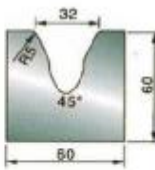

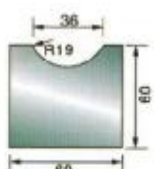
Thick Plate 1V Die (85°/80°)

Material: S45C L=835mm S=415mm

Description	Section Drawing
TR35 (85° V32) Quench & Temper HRC50-55 100/METER	H=60 V=80° is optional
TR36 (85° V40) Quench & Temper HRC50-55 100/METER	H=60 V=80° is optional
TR37 (85° V50) Quench & Temper HRC50-55 100/METER	H=60 V=80° is optional
TR38 (85° V63) Quench & Temper HRC50-55 100/METER	H=75 V=80° is optional
TR13 (85° V80) Quench & Temper HRC50-55 100/METER	H=95 V=80° is optional
TR18 (85° V100) Quench & Temper HRC50-55 100/METER	H=100 (95) (90) is optional
TR39 (85° V120) Quench & Temper HRC50-55 100/METER	H=123 (103) (120) is optional
TR14 (85° V160) Quench & Temper HRC50-55 100/METER	H=140 V=80° is optional

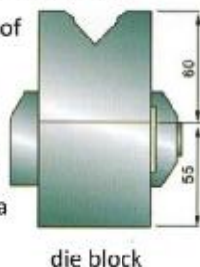
Thick Plate Acute Angle 1V Die (30°/45°)

Material: S45C L=835mm S=415mm

Description	Section Drawing
TR340 (30° V18) Quench & Temper HRC50-55 80/METER	H=60 
TR341 (30° V25) Quench & Temper HRC50-55 60/METER	H=60 
TR342 (45° V32) Quench & Temper HRC50-55 40/METER	H=60 
TR343 (45° V40) Quench & Temper HRC50-55 70/METER	H=60 
TR350 (R bending die) Quench & Temper HRC25±2	H=60 

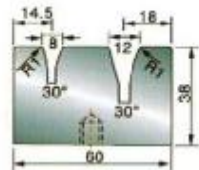
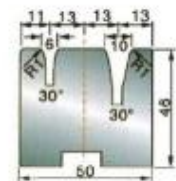
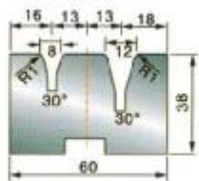

1V Bending Die assembly for thick plate

Some time, the value of the opening height of the press brake reduce the height of upper and lower die is larger than the max.stroke of the machine, this wont be possible for bending, to solve this problem, we can use a block to increas the height.



Acute Angle Die (30°)

Material: S45C 42CrMo L=835mm S=415mm

Description	Section Drawing
TR337 (30° V8-V12) Quench & Temper HRC50-55 30/METER	H=38 
TR33706 (30° V6-V10) Integral Quenching HRC47±2 26/METER	H=46 
TR339 (30° V8-V12) Integral Quenching HRC47±2 40/METER	H=38 
TRO8403 (30° V4) Integral Quenching HRC47±2 20/METER	H=60 
TRO8503 (30° V5) Integral Quenching HRC47±2 20/METER	H=60 